



CNC System

The CNC system from bott is the perfect solution for tool storage, handling and transportation. Store your valuable tooling in a safe, well-organised and clean location. Our extensive range of accessories complement this flexible system to meet all requirements and offer a variety of solutions.

CTS Toolblock and Perfo® louvred panels	277
Tool block trolley CTS	278
Tool carrier trolley CTW & CTG	279
Tool carrier and Bench stand	280
Storage cupboards	281
Drawer inserts	282
Tool holder inserts	283



Drawer Cabinets

Workbenches

Workstation Systems APS

Mobile Equipment

Storage Cupboards

Combination Drawer & Shelving System

Drawer Dividers

Perfo® System

CNC System


Cases



CTS Tool block incl. tool holder inserts


- Tool blocks fit onto the Perfo® louvred panels
- Dimensions: W 233 x D 158 x H 139 mm
- Finished in safety yellow

Quantity of Inserts	for tools	Part ref.	Price £
4	ISO30/MT3	150 02 057	25.00
3	ISO35/MT4	150 02 058	25.00
3	ISO40	150 02 059	25.00
3	ISO45/MT5	150 02 075	25.00
2	ISO50	150 02 061	25.00
3	VDI30	150 02 062	25.00
3	VDI40	150 02 063	25.00
2	VDI50	150 02 064	25.00
2	VDI60	150 02 065	25.00
4	HSK A32/B40	150 02 066	25.00
4	HSK A40/B50	150 02 067	25.00
3	HSK A50/B63	150 02 068	25.00
3	HSK A63/B80	150 02 069	25.00
2	HSK A80/B100	150 02 070	25.00
2	HSK A100/B125	150 02 071	25.00
4	Capto 3	150 13 055.12	25.00
4	Capto 4	150 13 056.12	25.00
3	Capto 5	150 13 057.12	25.00
3	Capto 6	150 13 058.12	25.00



Perfo® Wall mounting panels


Description	Dimensions W x H mm	Part ref.	Price £
Perfo® louvred panel	500 x 457	140 25 137.03	13.09
Perfo® louvred panel	1000 x 457	140 25 139.03	23.88
Perfo® louvred panel	1500 x 457	140 25 140.03	34.61



Perfo® Workbench panels

incl. wingplates and workbench support bracket (without CTS block)

Description	Dimensions W x D x H mm	Part ref.	Price £
Perfo® louvred panel kit	1500 x 457	070 02 045.03	80.00
Perfo® louvred panel kit	2000 x 457	070 02 046.03	93.00



NB: Due to the weight of CNC tooling, care must be taken not to overload the panel or fixing!

Standard paint finish

Panels: RAL 5015 blue .03

Alternative panel colours (no extra charge)

RAL 7035 light grey .16 RAL 7001 grey .01 RAL 6011 green .02 RAL 3001 red .04 RAL 1023 yellow .12

(Please replace the order ref. suffix from .03 to that for your required colour)

Drawer Cabinets

Workbenches

Workstation Systems APS

Mobile Equipment

Storage Cupboards

Combination Drawer & Shelving System

Drawer Dividers

Perfo® System

CNC System

Cases

CNC – Tool block trolley CTS

Dimensions: Width 1115 x Depth 600 x Height 1150 mm



- Double sided heavy duty trolley for use with CTS toolblocks
- Accepts up to 24 tool blocks
- Lockable doors are available
- 2 swivel castors and 2 fixed castors
- 2 Brakes
- 1 large push pull handle
- Three piece top tray with safety lip and inlaid mat
- For storage of longer tooling, the base shelf allows tool carrier blocks to be stored so that the tooling is presented in an upright position



Door kit – optional



Base shelf – optional

Description	Dimensions W x D x H mm	Part ref.	Price £
Tool block trolley CTS – empty	1115 x 600 x 1150	104 03 013.03	448.00
Base shelf	995 x 243	121 02 096.16	36.00
Door kit for 1 side		125 01 016.03	93.00
Tool block trolley CTS with 24 ISO50-Blocks (48 locations)		104 03 052.03	1048.00
Tool block trolley CTS with 24 ISO40-Blocks (72 locations)		104 03 051.03	1048.00

Standard paint finish

Housing:	RAL 7035 light grey
Doors/Panels:	RAL 5015 blue .03

Alternative door/panel colours (no extra charge)

RAL 7035 light grey	RAL 7035 light grey	RAL 7035 light grey	RAL 7035 light grey	RAL 7035 light grey
RAL 7035 light grey .16	RAL 7001 grey .01	RAL 6011 green .02	RAL 3001 red .04	RAL 1023 yellow .12

(Please replace the order ref. suffix from .03 to that for your required colour)




Dimensions: Width 980 x Depth 600 x Height 985 mm – Tool carrier block trolley CTW

Dimensions: Width 650 x Depth 710 x Height 1020 mm – Tool carrier block compact trolley CTG

Tool carrier trolley CTW

- Multi position trolley for use with CWT tool carriers
- Tool carriers are inserted into the trolleys using the suspension brackets (2 required per carrier). Tool carriers are adjustable in rake up to 0, 15 and 30 deg.
- 2 swivel castors with full locking brake and 2 fixed castors
- For up to 10-12 tool carriers
- Optional end shelf with rubber mat
- As tooling can be stored within the confines of the trolley, this model offers enhanced safety.

Fig.	Description	Part ref.	Price £
A	Tool carrier trolley CTW	104 01 029.16	342.00
B	Optional end shelf	121 02 084.16	44.00
C	Suspension brackets	150 03 011.16	7.00
Trolley with 6x ISO40-Tool carrier (36 locations)		104 01 033.16	660.00
Trolley with 6x ISO50-Tool carrier (30 locations)		104 01 034.16	660.00



Tool carrier compact trolley CTG

- Compact trolley for use with up to 6 tool carriers
- 2 swivel castors with full locking brake and 2 fixed castors
- Top tray is lined with ribbed rubber mat for additional storage

Description	Part ref.	Price £
Tool carrier compact trolley CTG	104 01 030.16	309.00
Frame with 6x ISO40-Tool carrier (36 locations)	104 01 035.16	585.00
Frame with 6x ISO50-Tool carrier (30 locations)	104 01 036.16	585.00



Standard paint finish
RAL 7035 light grey

Drawer
Cabinets

Workbenches

Workstation
Systems APS

Mobile
Equipment

Storage
Cupboards

Combination
Drawer
& Shelving
System

Drawer
Dividers

Perfo®
System


CNC System

Cases

Tool carrier CWT

- A flexible method of storing CNC tooling
- The tool holder inserts can be quickly and easily inserted into the tool carrier block or removed without the need of special tools
- Can be used with bench stand CTS, trolley CTG and CTW, cupboards CHS, drawer cabinets or freestanding
- Finished in safety yellow


Quantity of Inserts	for tools	Part ref.	Price £
10	ISO30	150 01 012.12	46.00
6	ISO35	150 01 013.12	46.00
6	ISO40	150 01 014.12	46.00
6	ISO45	150 01 015.12	46.00
5	ISO50	150 01 016.12	46.00
6	VDI30	150 01 017.12	46.00
6	VDI40	150 01 018.12	46.00
5	VDI50	150 01 019.12	46.00
5	VDI60	150 01 020.12	46.00
10	HSK A32/B40	150 01 021.12	46.00
10	HSK A40/B50	150 01 022.12	46.00
6	HSK A50/B63	150 01 023.12	46.00
6	HSK A63/B80	150 01 024.12	46.00
6	HSK A80/B100	150 01 025.12	46.00
5	HSK A100/B125	150 01 026.12	46.00
10	Capto 3	150 01 030.12	46.00
10	Capto 4	150 01 031.12	46.00
6	Capto 5	150 01 032.12	46.00
6	Capto 6	150 01 033.12	46.00



Bench stand CTS 3

- The tool carrier CWT are directly mounted into the bench stands
- Suitable for max. 3 tool carrier blocks

Description	Dimensions W x D x H mm	Part ref.	Price £
Bench stand CTS3	600 x 450 x 375	150 01 003.16	109.86
Bench stand with 3x ISO40 Tool carrier (18 locations)		150 01 028.16	244.00
Bench stand with 3x ISO50 Tool carrier (15 locations)		150 01 029.16	244.00



Standard paint finish

RAL 7035 light grey

CNC Storage cupboards

Dimensions: Width 665 x Depth 470 x Height 2000 mm – Storage cupboard CHS

Dimensions: Width 665 x Depth 485 x Height 2000 mm – Storage cupboard with roller shutter door

Storage cupboard CHS

- Tool carriers are inserted into the cupboard using the suspension brackets (2 required per carrier)
- Carriers can be located at a number of different angles
- Secure storage for CNC tooling
- For safety reasons all units must be fixed to floor/wall

Description	Dimensions W x D x H mm	Part ref.	Price £
Storage cupboard – empty	665 x 470 x 2000	100 34 004.03	491.00
Suspension brackets		150 03 011.16	7.00
Storage cupboard with 6x ISO40 Tool carrier (36 locations)		100 34 005.03	809.00
Storage cupboard with 6x ISO50 Tool carrier (30 locations)		100 34 006.03	809.00



Storage cupboard with roller shutter

- Tool carriers are inserted into the cupboard using the suspension brackets (2 required per carrier)
- Carriers can be located at a number of different angles
- Secure storage for CNC tooling
- Roller shutter supplied in grey only
- For safety reasons all units must be fixed to floor/wall

Description	Dimensions W x D x H mm	Part ref.	Price £
Storage cupboard with roller shutters	665 x 485 x 2000	100 35 001.16	703.48



Standard paint finish

Housing:	RAL 7035 light grey
Doors:	RAL 5015 blue .03

Alternative door colours (no extra charge)

RAL 7035 light grey	RAL 7035 light grey	RAL 7035 light grey	RAL 7035 light grey	RAL 7035 light grey
RAL 7035 light grey .16	RAL 7001 grey .01	RAL 6011 green .02	RAL 3001 red .04	RAL 1023 yellow .12

(Please replace the order ref. suffix from .03 to that for your required colour)

Drawer
Cabinets

Workbenches

Workstation
Systems APS

Mobile
Equipment

Storage
Cupboards

Combination Drawer
& Shelving System

Drawer
Dividers



Perfo® System

CNC System

Cases

Drawer Insert - CSE

- For use within bott drawer cabinets. Tool holder inserts can be quickly and easily inserted without the need for special tools.
- Finished in safety yellow
- Secure storage for CNC tooling







Empty drawer inserts

Description	for drawer size	Height mm	Maximum capacity with tool holder inserts			Part ref. RAL 1023	Price £
			W 50 mm	W 75 mm	W 100 mm		
CSE 1*	CS/CK (440/440)	83	18	15	9	130 13 044	30.29
CSE 2*	CS/CK (440/440)	127	18	15	9	130 13 045	37.88
CSE 3*	CM (520x520)	80	27	18	12	130 13 046	40.38
CSE 4*	CM (520x520)	125	27	18	12	130 13 047	51.08
CSE 5*	CL (660x520)	80	36	24	18	130 13 048	60.60
CSE 6*	CL (660x520)	125	36	24	18	130 13 049	73.11
CSE 7*	CW (660x660)	80	48	32	24	130 13 050	72.16
CSE 8*	CW (660x660)	125	48	32	24	130 13 051	68.68
CSE 9*	CD (1020x520)	80	57	36	27	130 13 086	63.63
CSE 10*	CD (1020x520)	125	57	36	27	130 13 087	66.80
CSE 11*	CJ (1020x660)	80	76	48	36	130 13 058	74.80
CSE 12*	CJ (1020x660)	125	76	48	36	130 13 059	122.22
CSE 13*	CB (660/440)	83	36	24	18	130 13 052	40.40
CSE 14*	CB (660/440)	127	36	24	18	130 13 053	50.51

* Order tool holder inserts separately – see page 283

CNC Tool Insert - CE

- For use within bott drawer cabinets. Tool holder inserts can be quickly and easily inserted without the need for special tools.
- Material: ABS, black



Description	for tools	Dimensions W mm	Part ref.	Price £
CE 1	ISO 30-SK30-MORSE 3	50	150 02 041	2.24
CE 2	HSK A / C / E / F 40 / B 50	50	150 02 042	2.24
CE 3	HSK A / C / E / F 32 / B 40	50	150 02 043	2.24
CE 4	VDI 30	75	150 02 044	2.97
CE 5	VDI 40	75	150 02 045	2.97
CE 6	ISO 35-SK35-MORSE 4	75	150 02 046	2.97
CE 7	ISO 40-SK40-BT40	75	150 02 047	2.97
CE 8	ISO 45-SK45-MORSE 5	75	150 02 048	2.97
CE 9	HSK A / C / E / F 50 / B 63	75	150 02 049	2.97
CE 10	HSK A / C / E / F 63 / B 80	75	150 02 050	2.97
CE 11	VDI 50	100	150 02 051	3.72
CE 12	VDI 60	100	150 02 052	3.72
CE 13	ISO 50-SK50	100	150 02 053	3.72
CE 14	HSK A / C / E / F 80 / B 100	100	150 02 054	3.72
CE 15	HSK A / C / E / F 100 / B 125	100	150 02 055	3.72
CE 16	Plain insert	100	150 02 056	16.30
CE 17	Capto C3	50	150 02 093	3.72
CE 18	Capto C4	50	150 02 094	3.72
CE 19	Capto C5	75	150 02 095	3.72
CE 20	Capto C6	75	150 02 096	3.72

Drawer
Cabinets

Workbenches

Workstation
Systems APS

Mobile
Equipment

Storage
Cupboards

Combination Drawer
& Shelving System

Drawer
Dividers

Perfo® System

CNC System

Cases